

Series MT

Orange loading grab



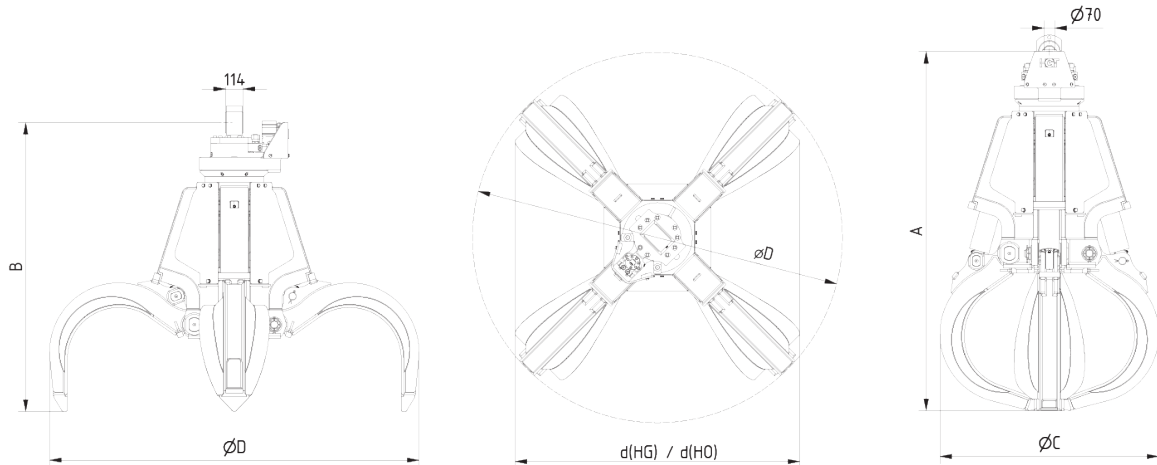
MT4.1-4 (with DWP-15)

Excavator weight class (t): 30-55

Operating pressure (bar): 350 grabbing / 140 slewing

Load bearing capacity (t): Grab: 8 / Slewing gear: 15

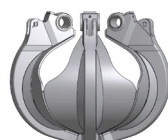
Speed (rpm): 15



Type	Capacity (l)	Weight (kg)		Dimensions (mm)						
		HO	HG	A	B	C(HO)	C(HG)	D	d(HO)	d(HG)
MT4.1-400-4	400	1648	1752	2168	1799	1350	1470	2160	1635	1928
MT4.1-600-4	600	1696	1848	2288	1840	1400	1550	2360	1815	2118
MT4.1-800-4	800	1744	1943	2437	1891	1470	1650	2640	2009	2322

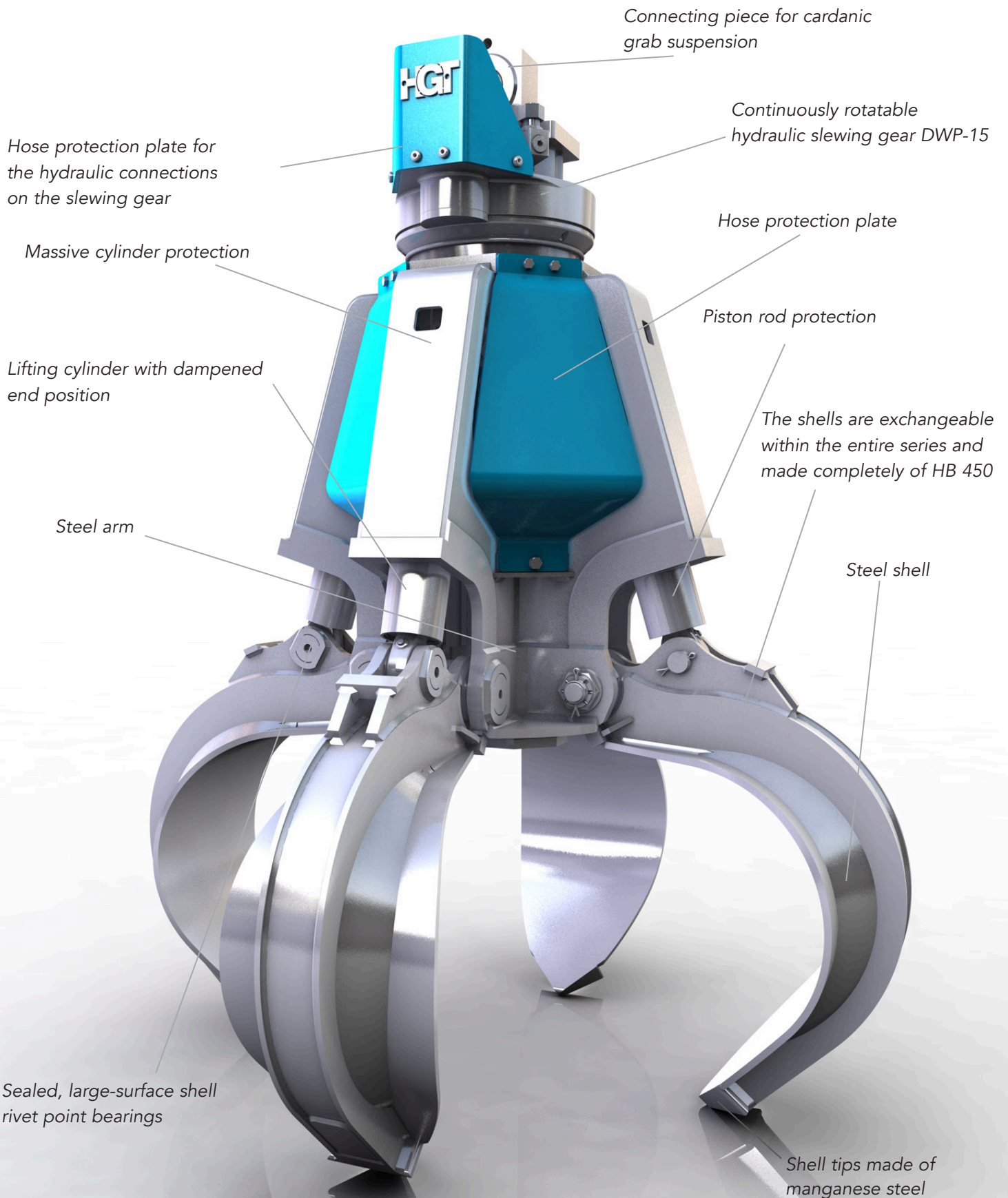


Half open (HO)



Half closed (HG)





Special handling and sorting grab for large and bulky material such as found in quarries, scrap sorting, waste and recycling facilities. Available as 4 and 5 arm version.